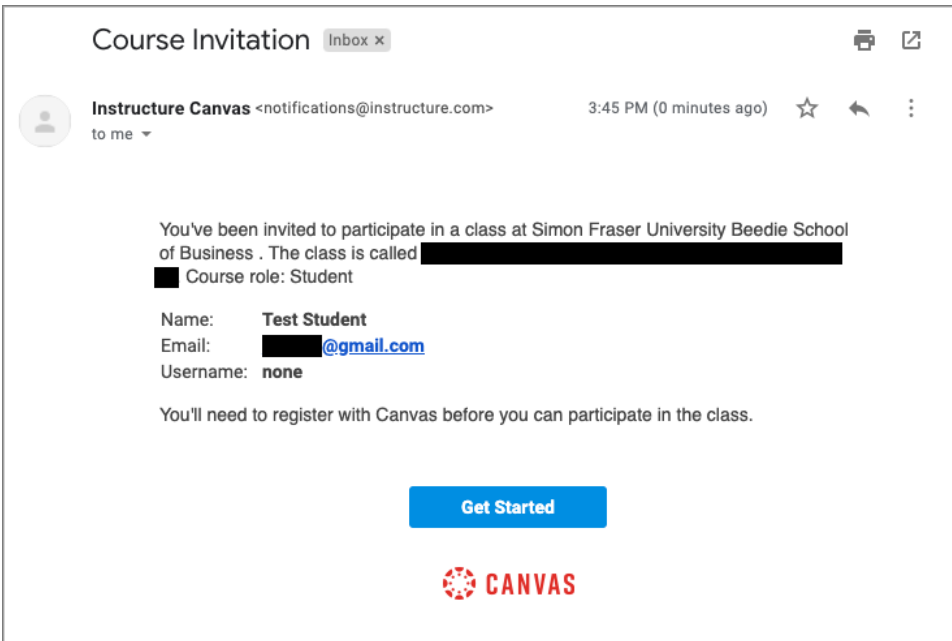


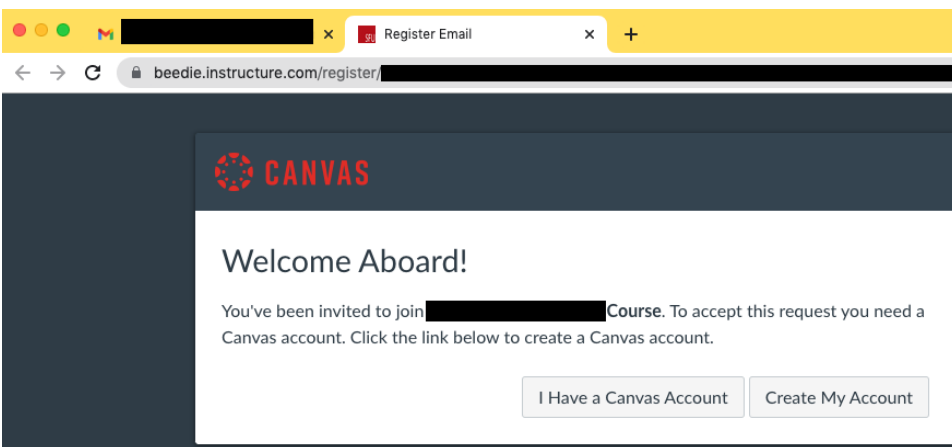
Instructure Canvas: Online Course Access

This document provides step by step instructions to assist new users with the registration process to access Canvas learning management system. Please use Google Chrome browser for best experience. More info on supported browsers and computer requirements: (<https://community.canvaslms.com/docs/DOC-10720-what-are-the-browser-and-computer-requirements-for-canvas>)

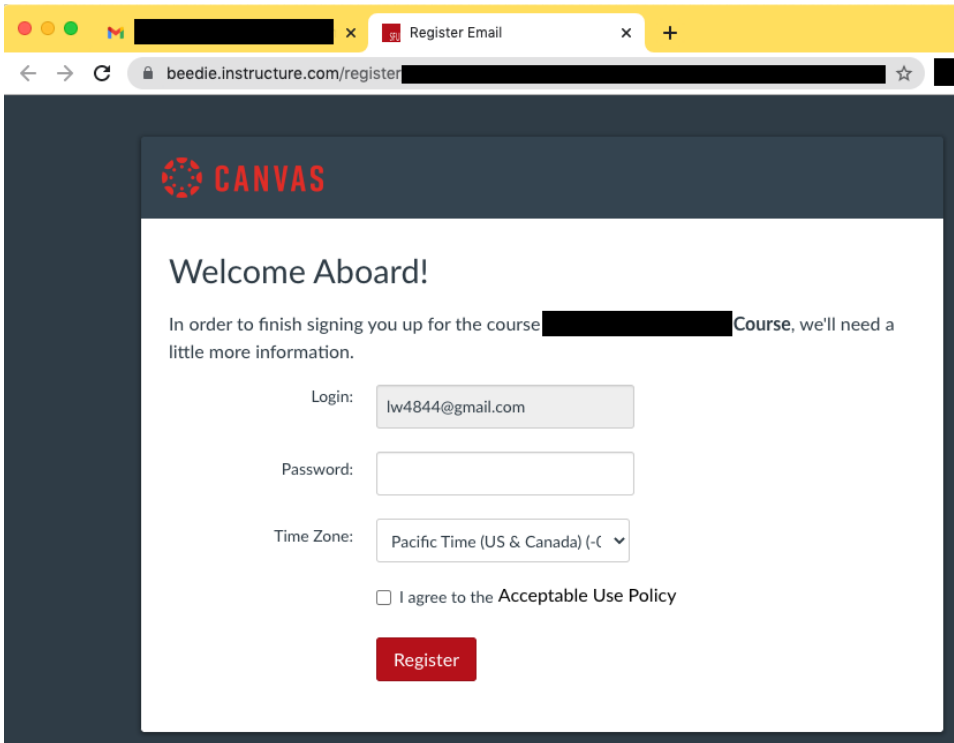
1. Check your email for Canvas Invitation from notifications@instructure.com and click on "**Get Started**"



2. A page will then load in a new browser tab. It will prompt you to sign into Canvas. If you're new to Canvas, please click "Create My Account":



3. Your email will be used to create a Canvas Account. Follow the instructions on the page. Create a strong password and **STORE it securely**.



4. You will now be able to see the online course. To access the course next time, go to <https://beedie.instructure.com/> and login with the Canvas Account you have created.

If you do forget your password or have trouble logging into your course, you can change it by clicking on **Forgot Password**

